

Inspired by **temperature**



Extremely precise
temperature control solutions

for materials testing, quality assurance, environmental simulation
and much more

huber

The right solution for every Application



There are numerous applications for Huber temperature control systems in the aerospace, aviation and automobile industries. Typical applications include environmental simulations, material inspection, and temperature-dependent stress and load tests for materials, motors, bearings, fuel and engine parts.

Other common uses include research work, test series and quality controls on batteries, rechargeable batteries, sensors and electronic components. Researchers and engineers all over the world rely on our temperature control technology when constructing and operating test rigs.

Applications:

- Test rig construction
- Material testing
- Quality control
- Stress tests
- Environmental simulation
- Battery testing
- Solar technology
- Motor / bearing testing
- Calibration
- and much more



Temperature change tests

Small thermal regulation baths can be used for temperature change tests. Tests and pre-examinations can be carried out on material samples in the bath, quickly and easily. High-performance circulation thermostats are ideal for thermal tests that require a wide temperature range.


Various temperature conditions can be simulated, -40°C to 85°C is a common test range but wider ranges are possible to as low as -120°C up to 425°C .



Test rigs

We supply individually designed temperature control equipment in every performance class for temperature tests on engines, drives, drivetrains and other components. Our temperature control solutions are ideal for integration into test rigs and deliver reproducible temperatures.

If a system division into primary and secondary circuits is required due to test rig requirements based on material incompatibilities, pressure, viscosity, flow rates etc, Huber can offer an option for design and delivery of external heat exchanger solutions in loose or built-on format.



Addition/alternative to environmental chamber

Huber temperature control units are ideal as an alternative or extension to environmental chambers to lower their operational temperature range. Our temperature control units can be used in a wide range of tests, and often cost less than environmental chambers. Yet another benefit is the high temperature control speed which can be achieved with Unistats. Heating and cooling capacity can be trans-

ferred quickly and precisely – a critical advantage in many functional and material tests.

The combination of temperature control unit and environmental chamber allows simultaneous simulation of specimen temperatures as a function of environmental temperatures.



We would be happy to advise you with regard to applications with electrically non-conductive temperature media.

www.huber-online.com

Temperature control solutions for Test rig construction, aviation



Battery Test

Functional tests for lithium ion rechargeable batteries in electric vehicles



Transmission oil test

Continual heating and cooling for durability testing



Calibration

Calibration tasks in the vehicle sensor area



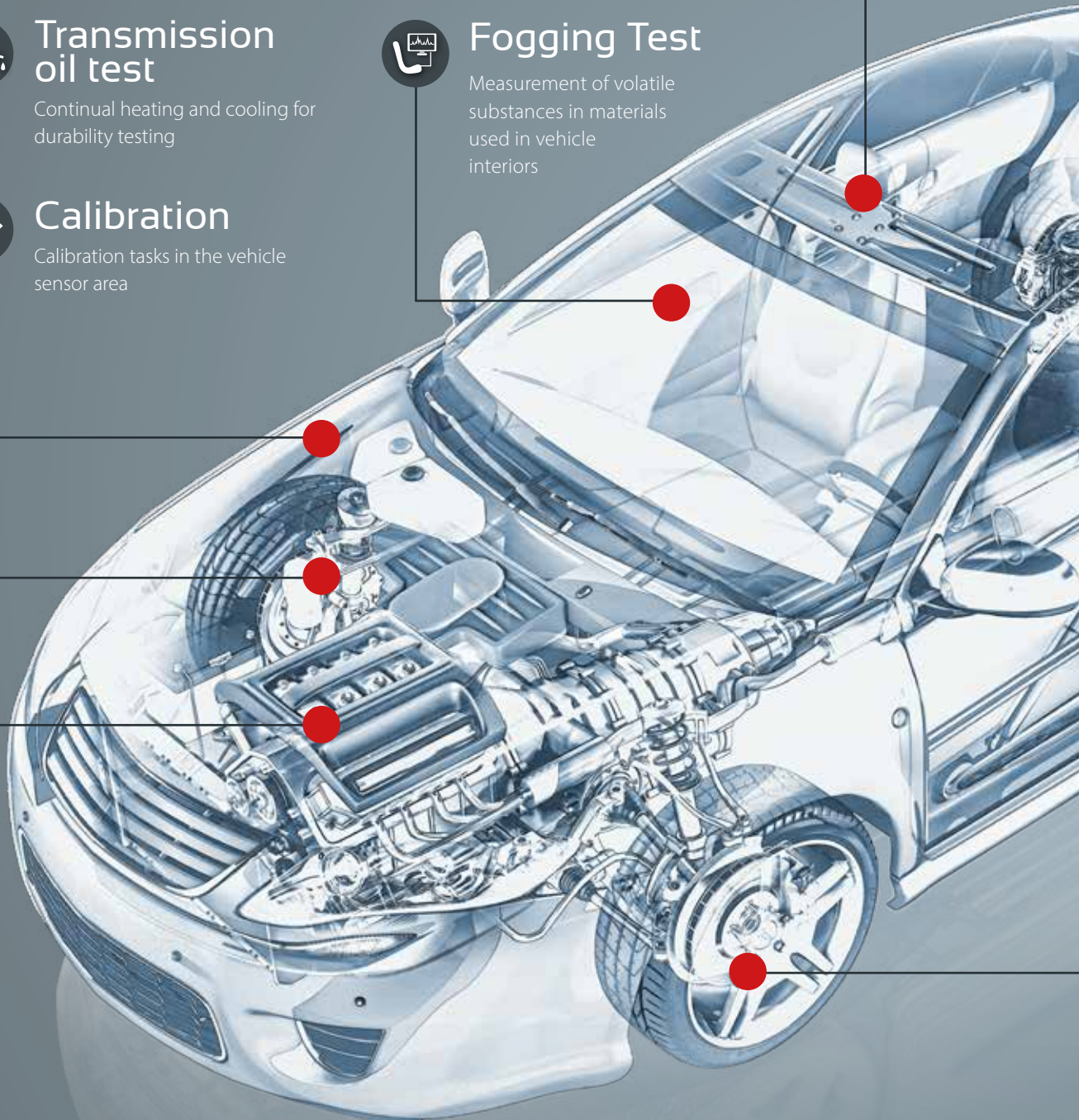
Charpy Impact Test

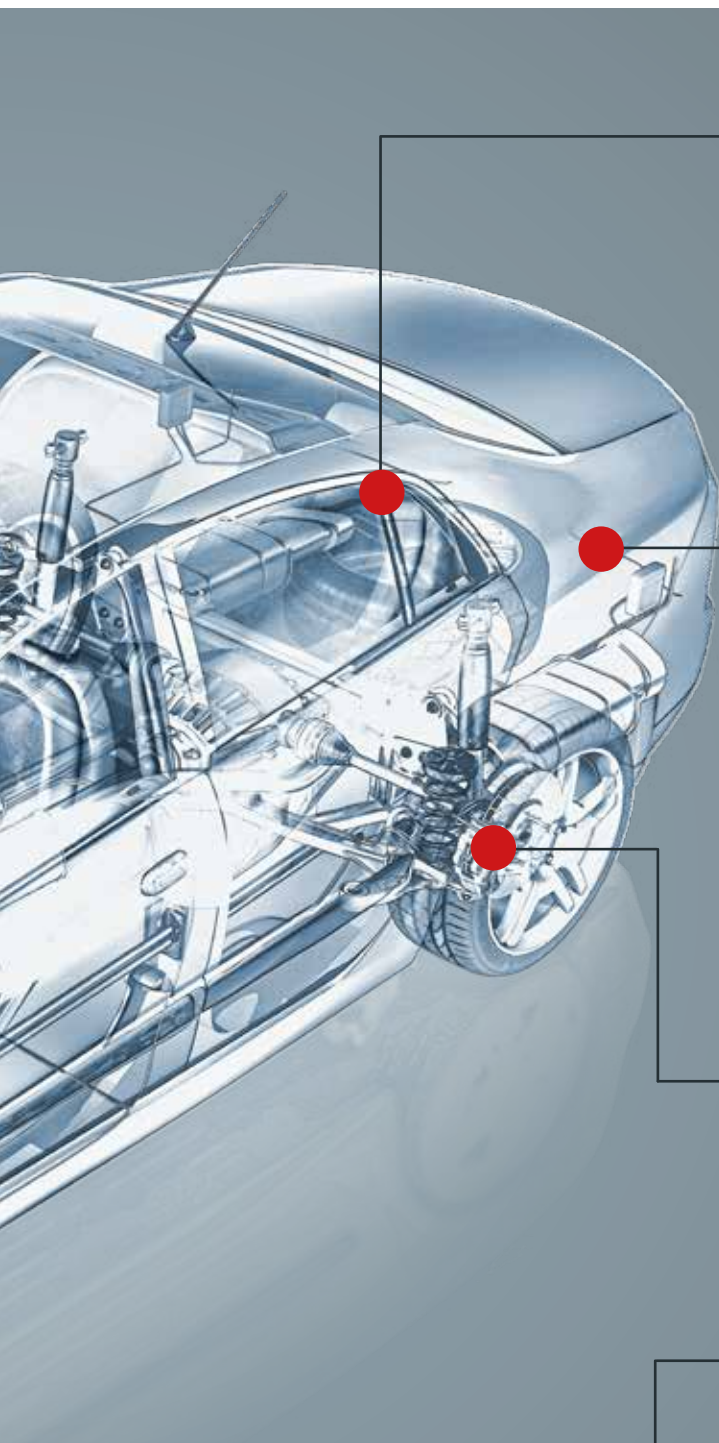
Deformation capacity for components in air conditioning systems



Fogging Test

Measurement of volatile substances in materials used in vehicle interiors





Vicat test

Tests for softening point for plastics



Cold filter plugging point

Determination of cold filter plugging point of diesel fuels



Fuel temperature control

Durability tests for fuel tanks



AdBlue[®] temperature control

Exhaust post-treatment of diesel fuels in cars



Stress test in test rigs

Long-term loading of vehicle components over several weeks under conditions of extreme temperatures



Corrosion testing

Corrosion testing with cyclical temperature fluctuation, moisture and saline vapour

Highest accuracy


Unimotive temperature control system

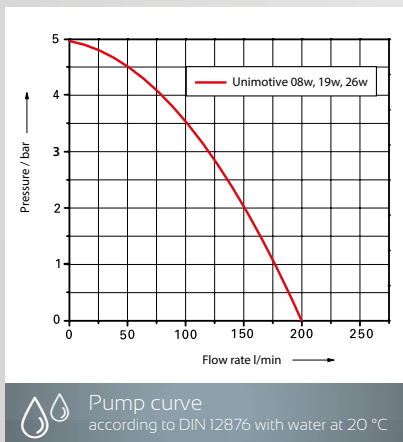
The Unimotive model series is specially designed for applications in the automotive industry. The temperature control systems are constructed for operation with water/glysantine down to -40°C. Typical applications include temperature simulations as well as material testing and

temperature-dependent stress and load tests for automotive parts and functional components.

The optionally available "Flow Control Cube" enables precise flow rate measurement and control.

-  **Up to +95 °C**
Temperature range
-  **Up to 28 kW**
Cooling power
-  **Up to 200 l/min**
Pump capacity
-  **Pilot ONE**
Touch screen controller

 **Direct operation with water/glysantine**



Model	Temperature range (°C)	Pump max. VPC ¹		Heating power (kW)	Cooling power (kW) at (°C)				Dimensions W x D x H (mm)	Cat.No.
		(l/min)	(bar)		20	0	-20	-40		
Unimotive 08w	-40...95	200	5,0	12,0	14,0	10,0	5,0	0,8	730x860x1520	1089.0001.01
Unimotive 19w	-40...95	200	5,0	12,0	18,0	14,0	8,5	1,9	730x860x1520	1090.0001.01
Unimotive 26w	-40...95	200	5,0	24,0	28,0	25,0	14,5	2,6	730x860x1520	1091.0001.01

¹ Pump speed adjustable

ms



Flow measurement and control

Flow Control Cube

The Flow Control Cubes are used to measure and control the flow and pressure of the thermal fluid. They can be used with Huber temperature control units with Pilot ONE technology.

The flow measurement is carried out with magnetically-inductive flow meters (MID models) for electrically conductive

liquids (e.g. water-glycol mixtures) or via a turbine flow meters (TURB models). The TURB flowmeters can be calibrated for various liquids (e.g. silicone oils or water-glycol mixtures).

	Flow Control Cube MID ¹ ► Flow measurement magnetically-inductive	Flow Control Cube TURB ► Flow measurement via turbine
Temperature range	-40 ... 130 °C	-90 ... 250 °C
Permitted fluids	Water or Water/Glycol 50/50	Water or Water/Glycol 50/50 ²
Min. volume flow	0,2 l/min	0,9 l/min
Max. volume flow	85 l/min	95 l/min
Max. permitted pressure	6,0 bar	6,0 bar
Dimensions WxDxH	420x593x516 mm	420x593x516 mm
Weight, netto	50 kg	50 kg
Noise level	43 dB (A)	43 dB (A)
Fluid connection	M30x1,5 AG	M30x1,5 AG
Power supply	90–240V 1~50/60Hz	90–240V 1~50/60Hz
Max. current	0,1 A	0,1 A
Fuse protection	2,0 A	2,0 A
Protection class	IP20	IP20
Min. ambient temperature	5 °C	5 °C
Max. ambient temperature	40 °C	40 °C
Suitable for units	Applications with volume flow of max. 85 l/min	Applications with volume flow of max. 85 l/min
Construction / Design	Cat.No.	Cat.No.
On castors, loose ⁴	10925	10937
On top, permanently installed ⁵	on request	on request

¹ Due to the technology used, the MID does not have to be explicitly matched to the medium used

² Calibration factory set up with 50/50, adjustment to another medium can be done by customer

³ Volume flow >95 l/min on request

⁴ Accessories for use with the FCC e.g. hoses, adapters, etc. must be ordered separately

⁵ FCC is supplied assembled



MODELS „ON TOP”

In these models, all additional components have been built “on top” of the temperature control unit. This kept the footprint and required space to a minimum.

Equipment built into the structural housing includes a bypass, volume flow meter, extra pump, interfaces etc.

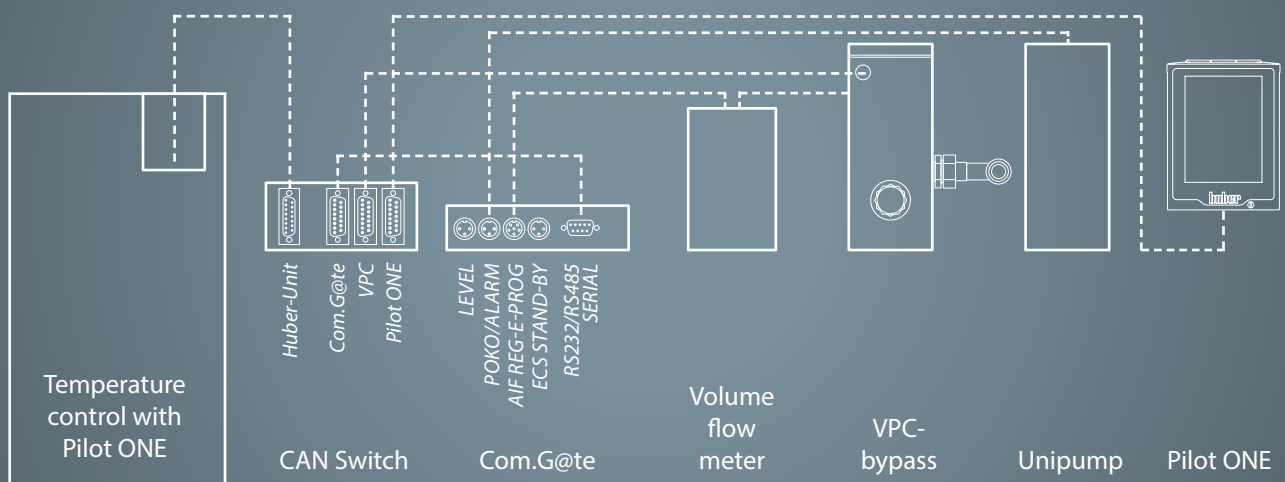


MODELS „ON CASTORS”

All the technology is housed in a compact stainless steel construction with castors.

The castors ensure mobility and, by means of a locking mechanism, allow space-saving installation directly at the Unimotive temperature control system.

FUNCTIONAL DIAGRAM – FLOW VOLUME MEASUREMENT/REGULATION



Individually configurable Options for your application



HEAT EXCHANGER

External heat exchanger for separation of fluid circuits of temperature control unit and application allow indirect operation with almost all temperature control liquids (e.g. in the event of viscosity problems, material incompatibilities).



SENSOR OPTIONS

A selection of Pt100 sensors for temperature measurement and regulation at relevant points.



AUTOMATION

Support for common data communication standards and software solutions for data recording, remote operation and programming. Interfaces: e.g. Profibus, Modbus TCP, Ethernet, OPC-UA, RS232, RS485, USB, Analogue.



MEASUREMENT AND CONTROL OF HTF

VPC bypasses and various flow rate meters allow measurement and control of heat transfer fluid (HTF) pressure and flow volume.



CIRCULATION PUMPS

Various pump options and optional pressure booster pumps allow flexible alignment of pressure and flow volume for the application.



DRY CONNECT/ DISCONNECT

Press & Twist connections make it easier to change the application on the temperature control unit. Having a wide internal bore the pressure drop is low keeping flow resistance to a minimum to promote efficient thermal transfer and temperature control.


*Interface options:
RS232/485, USB, Ethernet,
Modbus TCP, Profibus, OPC-UA*





WATER GLYCOL

Direct operation with water glycol as a temperature control medium is possible with many Unistats, as well as use of electrically non-conductive liquids (e.g. 3M Novec).



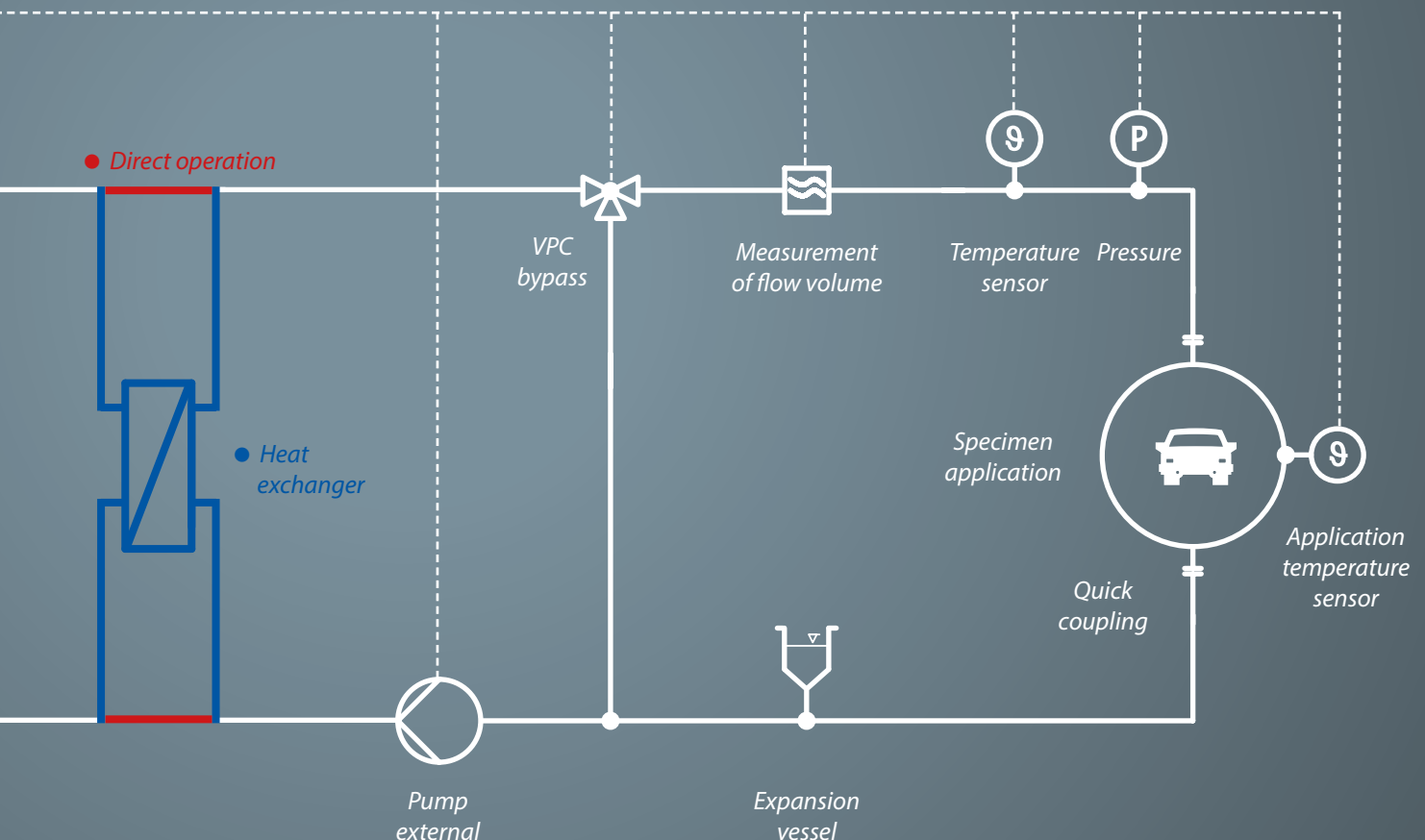
EXPANSION

A range of expansion vessels is available as accessories for compensation of temperature-dependant volume changes.

DIRECT OPERATION OR WITH HEAT EXCHANGER

There are basically two operation versions available for the temperature control unit. Version 1 is operation via an external heat exchanger. The advantage is this: The application circuit and temperature control circuit are separated, and on the application side, any temperature control liquid can be used. Version 2 is direct operation e.g. with water glycol, 3M Novec or other permissible temperature control media.

- Version 1: Secondary circuit with heat exchanger
- Version 2: Direct operation



Pilot ONE®

Features at a glance

As standard, Unistats® are equipped with the intuitive icon-driven Pilot ONE® controller with E-grade® "Professional".



Plug & Play technology

The modular controller concept permits easy service and the use of the controller as remote control.



Everything at a glance

All relevant temperatures can be viewed numerically and/or graphically on the Pilot ONE's screen.



Interfaces

As standard, the Pilot ONE is equipped with RS232, USB Device, USB Host, Ethernet and a Pt100 external sensor connection.



Record process data

If a USB drive is connected, process and service data can be recorded directly onto it in real time.



Integrated programme function

An integrated programmer capable of storing 10 different and individually named programs and also includes the ability to program linear and exponential ramps. Programs can be uploaded or downloaded from a USB drive.



5,7" touch screen

The operation of the Pilot ONE is easy and intuitive and is multilingual with a choice of 13 languages using the large colour touch display.



Optional Functions through "E-grades"

E-grades widen the Pilot ONE's capabilities. The "E-grade Explore" displays various Temperatures and the differences between them and when a Flow Sensor is fitted, the Flow Rate of the HTF is also displayed. The "DV E grade" widens the number of parameters that can be observed, recorded and/or controlled.



Function/Feature		Pilot ONE E-grade "Professional" (standard for Unistats)	Pilot ONE E-grade "DV" (optional)	Pilot ONE E-grade "Explore" (optional, only Unistats)
Thermoregulation	Controller parameter tuning	TAC (True Adaptive Control)		
	Calibration for control sensor (Internal, Process)	5-Point		
	Programmer	10 programmes / max. 100 steps		
	Ramp function	linear, non-linear		
	Monitoring (Level protection, Over temperature protection ¹)	✓	✓	✓
	Adjustable limit alarms	✓	✓	✓
	VPC (Variable Pressure Control) ²	✓	✓	✓
	Venting program	✓	✓	✓
	Compressor automatic control	✓	✓	✓
	Set point limits	✓	✓	✓
	Temperature control mode (Internal, Process)	✓	✓	✓
	Maximum heating / cooling power adjustable	✓	✓	✓
Display and Operation	Temperature display	5,7" TFT touch screen		
	Display mode	graphic, numeric		
	Display resolution	0,1 °C / 0,01 °C		
	Graphic display of temperature curves	Window, full screen, scalable		
	Languages menu navigation:	DE, EN, FR, IT, ES, PT, CZ, PL, RU, CN, JP, KO, TR		
	Temperature format	°C / °F / K		
	Calendar, Date, Time	✓	✓	✓
	Display mode (screen) switch by swiping	✓	✓	✓
	Favourites menu	✓	✓	✓
	User menus (Administrator level)	✓	✓	✓
	2. set point	✓	✓	✓
Connections	Digital interface RS232	✓	✓	✓
	USB interface	✓	✓	✓
	Ethernet RJ45 interface	✓	✓	✓
	Pt100 control probe connection (external control)	✓	✓	✓
	External control signal / ECS STANDBY ³	✓	✓	✓
	Programmable volt-free contact / ALARM ³	✓	✓	✓
	AIF (analog interface) 0/4-20 mA or 0-10 V ⁴	✓	✓	✓
	Digital interface RS485 ⁴	✓	✓	✓
Various	Alarm signal optical / acoustic	✓	✓	✓
	AutoStart (Mains failure automatic)	✓	✓	✓
	Plug & Play technology	✓	✓	✓
	Technical glossary	✓	✓	✓
	Remote control / Data visualisation via Spy Software	✓	✓	✓
	E-grade Evaluation versions available (30 days)	✓	✓	✓
	Service data recorder (flight recorder)	✓	✓	✓
	Saving/loading of temperature control programs	✓	✓	✓
	Process data logging direct to USB stick	✓	✓	✓
	Calendar start	✓	✓	✓
Process data	Display of process data directly on the device display			✓
	Query of process data via interfaces		✓	✓
	On-board display mode for heating / cooling capacity of the system			✓
	Access to temperature values for internal, process, return plus temperature differences ΔT internal, process, return and pump performance (pressure/speed, model-dependant)		interface query only	display and interface query

¹ For units with integrated over-temperature protection

² For models with variable-speed pump or an external bypass

³ Standard on Unistats, otherwise via optional Com.G@te or POKO/ECS Interface

⁴ Via optional Com.G@te

Examples of use



Fuel temperature control

Huber temperature control equipment is used for cyclical heating/cooling of petrol or diesel. Dynamic temperature control systems are particularly suitable for this test, as they can change temperature quickly and cover a wide temperature range.



Cold filter plugging point

The most important test for the cold temperature resistance of the diesel fuel is the filter performance defined by the CFPP or Cold Filter Plugging Point Test in accordance with EN 116. At temperatures below the freezing point, paraffin crystals can increase the flow resistance in the fuel filter, reducing or stopping the flow of fuel.



Material deformation

Components such as condensers, air lines and exhausts are frequently exposed to temperature fluctuations from -90 °C to +150 °C. The behaviour of the materials in the different components can be tested with cold bath circulation thermostats under a range of load conditions.



AdBlue® temperature control

This application takes place in the SCR (selective catalytic reduction) catalytic converter. Using selective catalytic reduction, the emission of nitrogen oxide (NOx) is reduced by around 90% (in stationary operation). The liquid is a clear, synthesised 32.5 percent solution of high-purity urea in demineralised water.



Exhaust test

We supply a range of different temperature control units for fogging tests (in accordance with EN 14288 and DIN 75201) for individual components in car interiors.

When they warm up, the volatile constituents escape from the component and condense in the (colder) environment.

The KISS and CC series are used to heat the sample while the (e.g.) Minichiller is used to condense the vapours for analysis.



Transmission oil test

For transmission oil tests, you can use a Unistat with operational temperatures from -40 °C to +250 °C for temperature control. The transmission oil is pumped through a plate heat exchanger and flows through defined temperature profiles in various cycles.



Softening point

The Vicat Test is used to make statements about the softening point of plastics. A rounded needle with a flat end is pressed onto the sample with a defined pressure and continuous increase in ambient temperature. Depending on the test conditions chosen, the constant temperature increase must be 50 °C or 120 °C per hour, until the softening temperature (VST) is reached, and the needle can penetrate 1 mm into the material.

Examples of use



Optics, telescopes

Unistats are used for high-precision temperature control of calibration and vacuum chambers, in order to test and calibrate optical telescopes for space research. The parts and functional components are subjected to real conditions using high vacuum systems.



Additives, lubricants

Temperature-dependent test processes for development, optimisation and quality assurance of additives and lubricants. Typical objectives include improving the cold temperature behaviour of viscosity as well as optimisation of resistance to ageing, corrosion protection, dispersing capacity and foaming behaviour.



Pump test

Temperature control for pump test units for pumps for liquid and gaseous media. Exact temperature control delivers a high level of measurement accuracy and reproducibility for all parameters. Typical tests where the influence of temperature plays a major role include pressure tests, flow volume measurements, noise measurements, power consumption, leak tests and long-term durability tests.



Sensors

Unistats combined with the Unical calibration bath are ideal for functional testing and calibration of sensors such as Pt100 sensors. The stainless-steel bath is set up like a calorimeter, and so achieves excellent temperature homogeneity.

The individual temperature cycles can be prescribed using a programmer or control via a digital interface.



Corrosion testing

Vehicle chassis components are exposed to temperature fluctuations, moisture and environmental influences every day. These environmental conditions are recreated in special test chambers using mist, dry phases, salt solutions and other corrosive solutions.

The cyclical temperature fluctuations are critical here. Dynamic temperature units from Huber are ideal here, to test precise temperature changes over several test phases.



Material stress test

In the automotive industry, all vehicle components must undergo a wide range of stress tests - often under extreme climatic conditions. The components must be able to withstand the stress of cyclical, changing temperatures for several weeks or months. Unistats are the perfect choice here. The units are designed for reliable, permanent operation, and facilitate extremely rapid temperature change.



Battery test

One use of lithium ion batteries is in electric vehicles. These must pass a range of temperature tests before installation. For this, an ambient temperature from -20 °C to +40 °C is created in an environmental chamber. A Unistat, which can control temperature from -40 °C to +100 °C, is connected at a test point inside the environmental chamber using hoses.



Special solutions

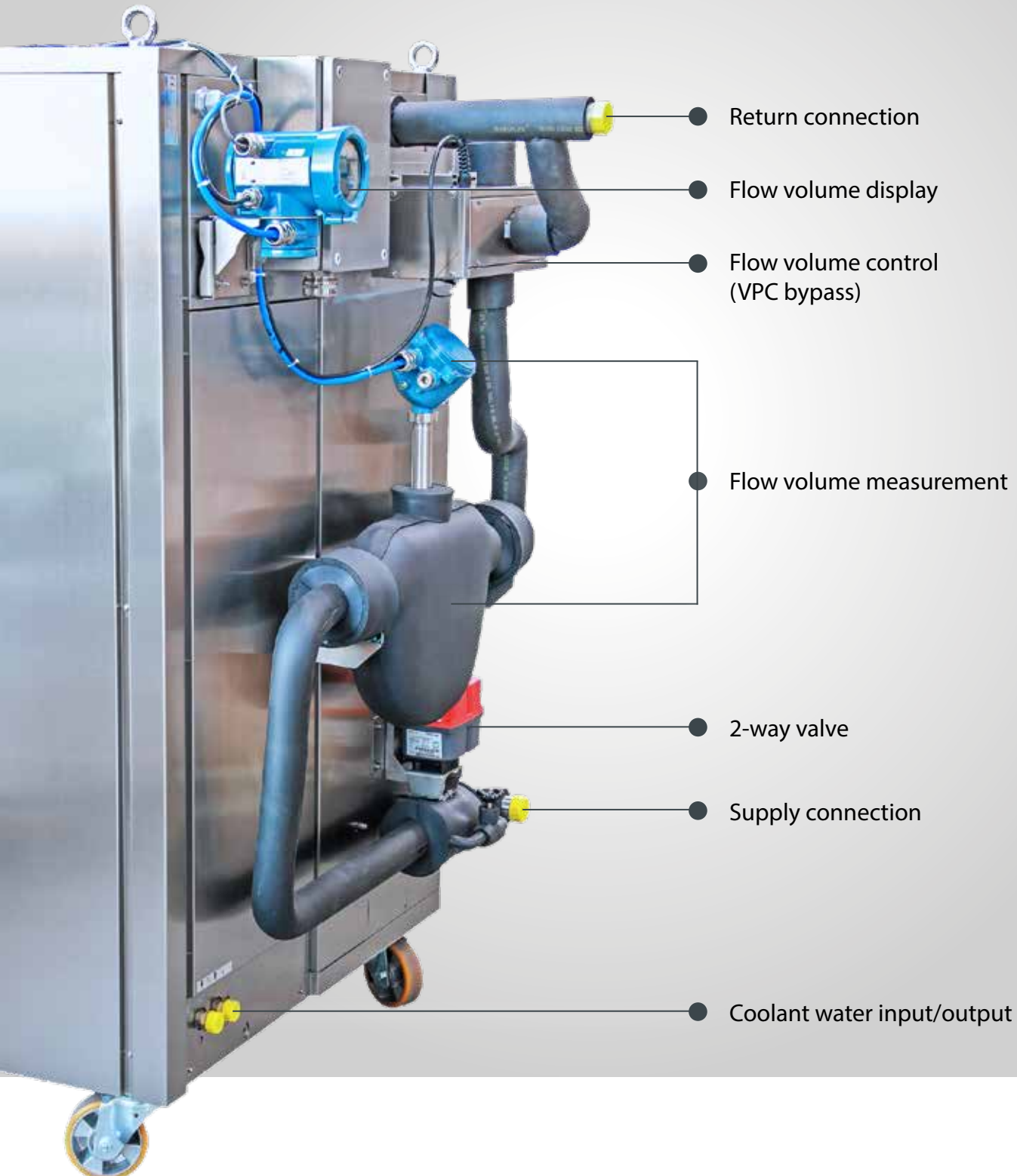
If you need a temperature control solution specially adapted to your requirements, then we look forward to your enquiry. We would be delighted to offer personalised advice and give you suitable approaches to a solution, or show you reference projects we have already completed with comparable requirements.

Special Solutions

ATTACHMENTS ON THE BACK

Optional components such as flow meter, bypass etc can be fitted at the customer site or integrated onto the unit during the construction.

Our Engineering team are experience and knowledgeable and would be delighted to discuss the best solution for your application.



[illegible]

Inspired by **temperature** designed for you



We would be delighted to solve your temperature control task.
We look forward to your enquiry.

Peter Huber Kältemaschinenbau AG

Werner-von-Siemens-Str. 1 · 77656 Offenburg / Germany
Telephone +49 (0)781 9603-0 · Fax +49 (0)781 57211
info@huber-online.com · www.huber-online.com

Sales	+49 (0)781 9603-123 · sales@huber-online.com
Technical Service	+49 (0)781 9603-244 · support@huber-online.com
Order Processing	+49 (0)781 9603-109 · orders@huber-online.com